

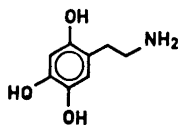
The Crystal Structure of 6-Hydroxydopamine Hydrochloride

M. KOLDERUP, ARVID MOSTAD and CHR. RØMMING

Department of Chemistry, University of Oslo, Oslo 3, Norway

The crystal and molecular structure of 6-hydroxydopamine hydrochloride has been determined by X-ray methods using 1781 observed reflections obtained by counter methods. The crystals are monoclinic, space group Pc , with unit cell dimensions $a=4.80_8$ Å; $b=7.23_1$ Å; $c=13.12_4$ Å; $\beta=97.3_5^\circ$. The refinements resulted in a conventional R -factor of 0.042. The estimated standard deviations in bond lengths are 0.002–0.003 Å and in bond angles 0.2° . The crystal structure is stabilized through a three-dimensional network of hydrogen bonds; each 6-hydroxydopamine ion is linked to four other organic ions and three chlorine ions by $N-H\cdots O$, $N-H\cdots Cl^-$ and $O-H\cdots Cl^-$ hydrogen bonds.

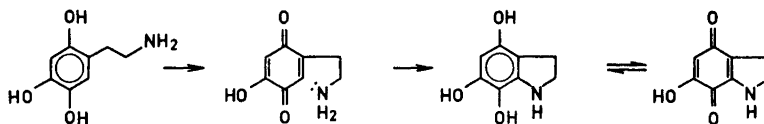
Quite a number of compounds interfering in the metabolism and functioning of neurons may be regarded as derivatives of L-tyrosine. The structural similarities of such molecules form an active field of structure-activity analysis in contemporary pharmacology. In this respect 6-hydroxydopamine (3,4,6-trihydroxyphenylethylamine) is an interesting compound from several points of view.



In 1959 this compound was reported to be an oxydation product of dopamine *in vitro* as well as *in vivo*.¹

It was later realized that the pharmacological activity of the substance results in a prolonged depletion of peripheral noradrenaline² caused by an irreversible combination of 6-hydroxydopamine with tissue constituents followed by a degeneration of the nerve terminal. 6-Hydroxydopamine has therefore been suggested as a pharmacological tool for sympathectomy.^{3,4} These observations have also led to a warning against possible long time effects on Parkinson patients using therapeutic doses of L-DOPA.⁵

Furthermore, it is likely that 6-hydroxydopamine plays a role in the melanine synthesis⁶ as the following reactions with the formation of an aminochrome have been shown to occur:⁷



This is in accordance with our experience, as a solution of 6-hydroxydopamine hydrochloride in water gradually became pink, sometimes with precipitation of red crystals. The process was accompanied by changes in NMR and UV spectra consistent with the above reaction.

EXPERIMENTAL

Commercially obtained 6-hydroxydopamine hydrochloride was dissolved in a solution of HCl in ethanol. By slow diffusion of ethyl ether into the solution, colourless needle-formed crystals of the compound precipitated. Occasionally deep red crystals separated; these are probably a *p*-quinoid oxidation product.⁷ The infra-red spectrum of the colourless crystals was identical with that of the original compound.

Oscillation and Weissenberg photographs indicated monoclinic symmetry. (*h0l*) reflections were systematically absent for *l* odd, indicating the space group *Pc* or *P2/c*. As the unit cell contains *two* molecules the latter space group may be disregarded for symmetry reasons, and this was found to be in accordance with the results of a Wilson plot.

Unit cell parameters were determined from angular measurements for 12 unique reflections and their symmetry equivalents on a Picker diffractometer using $\text{CuK}\beta$ radiation ($\lambda = 1.3922 \text{ \AA}$). The take-off angle was 1° . The computer program employed in the least-squares treatment of the measurements as well as the programs used during the subsequent calculations are described in Ref. 8.

Three-dimensional intensity data were recorded on an automatic Picker diffractometer using graphite crystal monochromated $\text{MoK}\alpha$ -radiation. The take-off angle was 4° , and the temperature was kept constant at 18°C during the data collection. A crystal with dimensions $0.12 \times 0.15 \times 0.21 \text{ mm}^3$ was mounted with a^* along the diffractometer ϕ axis. The $\omega - 2\theta$ scan technique was used, the 2θ scan speed being 1° min^{-1} through the scan range from 0.5° below $2\theta(\alpha_1)$ to 0.5° above $2\theta(\alpha_2)$. Background counts were taken for 20 sec at each of the scan range limits. The intensities of three standard reflections measured for every 50 reflections of the data set showed no decrease in intensity during the measurements. The data were adjusted according to the fluctuations in the intensities of the standard reflections. The estimated standard deviations in the intensities were taken as the square root of the total counts with a 2% addition for the uncertainty in the adjustments.

The measurements included 2323 unique reflections with $\sin\theta/\lambda$ less than 0.85. Of these, 1781 had net intensity larger than $2\sigma(I)$ and were regarded as "observed" reflections whereas the remaining reflections were excluded from the further calculations.

The intensity data were corrected for Lorentz, polarization, and absorption effects, later also for secondary extinction.

Atomic form factors used were those of Hanson *et al.*⁹ for nitrogen, oxygen, and carbon, and of Stewart *et al.*¹⁰ for hydrogen. For the chloride ion the values listed in *International Tables* (1962) were employed.

CRYSTAL DATA

6-Hydroxydopamine hydrochloride, $\text{C}_8\text{H}_{12}\text{O}_3\text{NCl}$, monoclinic, $a = 4.808(0.002) \text{ \AA}$; $b = 7.231(0.003) \text{ \AA}$; $c = 13.124(0.002) \text{ \AA}$; $\beta = 97.35(0.01)^\circ$. Figures in parentheses are estimated standard deviations.

$V = 452.5 \text{ \AA}^3$; $M = 205.64$; $F(000) = 216$; $\mu = 0.38 \text{ mm}^{-1}$; $Z = 2$.

σ_{obs} (flotation) = 1.50 g cm^{-3} , $\sigma_{\text{calc}} = 1.509 \text{ g cm}^{-3}$.

Absent reflections: (*h0l*) for *l* odd; space group *Pc*.

Table 1. Observed and calculated structure factors. The columns are $h, k, l, 10|F_o|, 10|F_c|$.

0	0	2	243	225	0	6	3	122	130	1	7	4	56	56	1	3	-17	63	67	1	1	11	70	71	2	2	5	187	187						
0	0	4	252	253	0	9	4	63	66	1	7	5	54	58	1	3	-16	34	32	1	1	12	52	51	2	2	6	90	91						
0	0	6	337	339	0	6	5	155	158	1	7	6	32	32	1	3	-15	46	43	1	1	13	55	54	2	2	7	98	97						
0	0	8	183	179	0	6	6	84	87	1	7	7	68	68	1	3	-14	49	48	1	1	14	53	55	2	2	8	38	38						
0	0	10	48	47	0	6	7	104	105	1	7	8	107	107	1	3	-13	59	61	1	1	15	70	71	2	2	9	128	126						
0	0	12	153	156	0	6	8	51	49	1	7	9	78	76	1	3	-12	115	119	1	1	16	79	78	2	2	10	24	23						
0	0	14	124	123	0	6	9	82	82	1	7	10	30	34	1	3	-11	68	67	1	1	17	84	83	2	2	11	33	33						
0	0	16	69	72	0	6	10	40	42	1	7	12	26	22	1	3	-10	110	110	1	1	18	108	105	2	2	12	49	51						
0	0	18	50	49	0	6	11	69	70	1	6	13	119	119	1	3	-9	69	69	1	1	19	149	151	2	2	13	90	92						
0	1	18	22	25	0	6	12	28	31	1	6	12	44	46	1	3	-8	155	158	1	1	20	169	172	2	2	14	41	44						
0	1	17	34	38	0	6	13	39	42	1	6	11	22	20	1	3	-7	191	192	1	1	21	79	80	2	2	15	58	59						
0	1	16	89	90	0	6	14	22	18	1	6	10	22	17	1	3	-6	146	144	1	1	22	230	229	2	2	16	26	27						
0	1	15	64	65	0	7	12	58	59	1	6	9	40	39	1	3	-5	36	36	1	1	23	234	226	2	2	17	17	12						
0	1	14	69	70	0	7	11	24	21	1	6	8	36	36	1	3	-4	71	69	1	1	24	594	599	2	2	18	29	27						
0	1	13	191	196	0	7	6	68	60	1	6	7	121	123	1	3	-3	204	195	1	1	25	780	787	2	2	19	42	44						
0	1	12	131	134	0	7	9	51	51	1	6	5	106	105	1	3	-2	341	334	1	1	26	20	16	2	2	20	11	43	43					
0	1	11	50	52	0	7	8	41	43	1	6	4	126	128	1	3	-1	197	193	1	1	27	300	306	2	2	21	47	50						
0	1	10	173	173	0	7	7	73	60	1	6	3	167	167	1	3	0	189	180	1	1	28	271	265	2	2	22	94	94						
0	1	9	246	249	0	7	6	68	68	1	6	2	72	70	1	3	1	182	179	1	1	29	434	435	2	2	23	8	42	41					
0	1	8	61	65	0	7	5	81	84	1	6	1	97	97	1	3	2	33	32	1	1	30	227	220	2	2	24	62	61						
0	1	7	30	32	0	7	4	129	131	1	6	0	124	126	1	3	3	48	49	1	1	31	113	109	2	2	25	67	97	97					
0	1	6	181	178	0	7	3	60	54	1	6	0	152	150	1	3	4	85	81	1	1	32	101	99	2	2	26	114	114	114					
0	1	5	298	294	0	7	2	48	49	1	6	0	201	204	1	3	5	162	160	1	1	33	14	88	88	2	2	27	4	58	57				
0	1	4	267	262	0	7	1	49	48	1	6	0	303	302	1	3	6	134	134	1	1	34	16	51	50	2	2	28	3	24	27				
0	1	3	174	170	0	7	0	11	71	1	6	0	4	64	70	1	3	7	117	116	1	1	35	16	56	55	2	2	29	266	259				
0	1	2	263	263	0	8	0	34	34	1	6	0	140	145	1	3	8	71	70	1	1	36	18	79	79	2	2	30	321	319					
0	1	1	112	126	0	8	1	17	17	1	6	0	4	46	46	1	3	9	63	60	2	2	37	14	66	66	2	2	31	289	224				
0	2	0	131	120	0	8	2	78	81	1	6	0	7	46	43	1	3	10	43	41	2	2	38	10	43	41	2	2	32	1	92	91			
0	2	0	185	187	0	8	3	30	31	1	6	0	8	51	55	1	3	11	71	72	2	2	39	10	330	331	2	2	33	149	148				
0	2	1	216	212	0	8	4	72	71	1	6	0	9	116	116	1	3	12	59	60	2	2	40	8	65	67	2	2	34	223	219				
0	2	2	146	146	0	8	5	49	49	1	6	0	10	33	34	1	3	13	73	76	2	2	41	6	339	339	2	2	35	5	54	49			
0	2	3	542	562	0	8	6	79	75	1	6	0	11	52	53	1	3	14	76	75	2	2	42	220	214	2	2	36	141	142					
0	2	4	187	187	0	8	7	19	19	1	6	0	12	15	7	1	3	15	26	28	2	2	43	2	394	393	2	2	37	103	103				
0	2	5	59	63	0	8	8	75	78	1	6	0	13	61	58	1	3	16	31	29	2	2	44	0	244	245	2	2	38	8	101	104			
0	2	6	169	166	0	8	9	51	49	1	6	0	14	46	42	1	3	17	43	40	2	2	45	2	233	226	2	2	39	56	59				
0	2	7	200	192	0	8	10	30	32	1	5	0	15	35	40	1	2	18	70	72	2	2	46	4	156	155	2	2	40	66	68				
0	2	8	39	41	0	9	9	8	17	11	5	0	14	41	41	1	2	19	29	30	2	2	47	6	108	107	2	2	41	114	115				
0	2	9	187	185	0	9	9	67	67	1	5	0	13	40	42	1	2	20	27	27	2	2	48	8	146	146	2	2	42	12	63	64			
0	2	10	41	43	0	9	10	43	43	1	5	0	12	42	44	1	2	21	32	34	2	2	49	10	59	60	2	2	43	13	80	80			
0	2	11	118	119	0	9	9	5	53	52	1	5	0	11	24	22	1	2	22	117	117	2	2	50	12	66	65	2	2	44	38	37			
0	2	12	26	28	0	9	9	3	39	38	1	5	0	10	86	87	1	2	23	70	72	2	2	51	14	22	21	2	2	45	37	37			
0	2	13	27	28	0	9	9	2	18	22	1	5	0	9	226	231	1	2	24	99	132	228	2	2	52	16	117	117	2	2	46	51	51		
0	2	14	52	53	0	9	9	1	9	9	1	5	0	8	69	70	1	2	25	89	70	2	2	53	1	16	27	22	2	2	47	61	60		
0	2	15	56	57	0	9	9	0	73	71	1	5	0	7	92	94	1	2	26	7	157	154	2	2	54	1	39	37	2	2	48	17	17		
0	2	16	40	43	0	10	0	0	38	37	1	5	0	6	113	116	1	2	27	6	50	47	2	2	55	13	57	59	2	2	49	15	14		
0	2	17	60	61	0	10	0	1	60	59	1	5	0	5	77	72	1	2	28	5	264	267	2	2	56	1	71	71	2	2	50	24	24		
0	2	18	36	36	1	1	9	7	25	19	1	5	0	4	39	37	1	2	29	4	124	121	2	2	57	1	11	11	2	2	51	43	43		
0	2	19	65	63	1	1	9	6	39	39	1	5	0	3	204	204	1	2	30	3	331	325	2	2	58	1	10	113	113	2	2	52	12	12	
0	2	20	159	160	1	1	9	4	31	31	1	5	0	2	56	57	1	2	31	2	171	172	2	2	59	1	9	31	2	2	53	28	25		
0	2	21	112	113	1	1	9	3	51	50	1	5	0	1	7	79	1	2	32	1	258	256	2	2	60	1	8	33	2	2	54	11	102		
0	2	22	68	82	1	1	9	2	88	84	1	5	0	1	117	118	1	2	33	1	125	127	2	2	61	1	7	208	207	2	2	55	9	63	64
0	2	23	114	113	1	1	9	1	20	23	1	5	0	2	21	20	1	2	34	1	2	331	325	2	2	62	1	6	90	91	2	2	56	210	214
0	2	24	59	58	1	1	9	0	17	6	1	5	0	2	21	20	1	2	35	1	2	331	325	2	2	63	1	5	212	214	2	2	57	198	208
0	2	25	35	38	1	1	9	0	12	11	1	5	0	3	181	186	1	2	36	1	2	331	325	2	2	64	1	4	382	387	2	2	58	6	88
0	2	26	139	137	1	1	9	0	68	68	1	5	0	4	125	133	1	2	37	1	2	331	325	2	2	65	1	3	233	226	2	2	59	123	127
0	2	27	122	126	1	1	9	0	34	34	1	5	0	6	100	103	1	2	38	1	2	331	325	2	2	66	1	2	147	149	2				

Table 1. Continued.

2	5	-9	64	68	3	7	-1	37	39	3	3	4	122	123	4	1	7	32	34	4	5	0	25	25	5	2	0	133	134	
2	5	-10	47	45	3	7	0	53	58	3	3	5	53	54	4	1	6	61	62	4	5	-1	20	21	5	2	-1	90	94	
2	5	-11	41	42	3	7	1	41	41	3	3	6	67	67	4	1	5	43	44	4	5	-2	50	48	5	2	-2	50	48	
2	5	-13	58	59	3	7	2	43	42	3	3	7	71	70	4	1	4	25	29	4	5	-4	62	63	5	2	-3	16	18	
2	5	-14	98	97	3	7	3	84	81	3	3	8	79	78	4	1	3	28	27	4	5	-5	27	22	5	2	-4	15	17	
2	5	-15	61	57	3	7	4	36	37	3	3	9	38	35	4	1	2	63	63	4	5	-6	24	22	5	2	-5	46	45	
2	6	-13	41	45	3	7	6	84	81	3	3	10	39	40	4	1	1	90	91	4	5	-7	38	43	5	2	-6	48	48	
2	6	-12	16	12	3	7	7	19	19	3	3	11	29	30	4	1	0	42	42	4	5	-8	51	46	5	2	-7	29	30	
2	6	-11	92	92	3	7	8	23	24	3	3	12	20	23	4	1	-1	57	57	4	5	-9	93	96	5	2	-8	27	25	
2	6	-10	29	26	3	7	10	27	34	3	3	13	33	33	4	1	-2	108	108	4	5	-10	17	15	5	2	-9	31	26	
2	6	-9	31	35	3	6	9	31	28	3	3	14	50	48	4	1	-3	94	97	4	5	-12	42	42	5	2	-10	27	26	
2	6	-8	69	75	3	6	8	38	37	3	2	14	20	19	4	1	-4	10	16	4	6	-11	50	49	5	2	-12	86	81	
2	6	-7	111	116	3	6	7	70	70	3	2	13	34	37	4	1	-5	51	52	4	6	-10	27	27	5	1	-13	74	73	
2	6	-6	28	29	3	6	6	37	32	3	2	12	16	18	4	1	-6	33	34	4	6	-8	21	21	5	1	-11	68	65	
2	6	-5	108	109	3	6	5	23	27	3	2	11	40	43	4	1	-7	87	92	4	6	-7	48	51	5	1	-10	35	32	
2	6	-4	40	43	3	6	4	24	27	3	2	10	35	40	4	1	-8	124	130	4	6	-6	39	38	5	1	-9	48	46	
2	6	-3	123	128	3	6	3	62	62	3	2	9	68	70	4	1	-9	51	56	4	6	-5	54	54	5	1	-8	26	26	
2	6	-2	79	83	3	6	2	26	27	3	2	8	68	71	4	1	-10	26	26	4	6	-4	35	34	5	1	-7	19	19	
2	6	-1	128	135	3	6	1	117	123	3	2	7	16	15	4	1	-11	57	57	4	6	-3	59	60	5	1	-6	67	70	
2	6	0	50	54	3	6	0	16	20	3	2	6	149	149	4	1	-12	169	201	4	6	-2	41	43	5	1	-5	80	81	
2	6	1	62	78	3	6	-3	64	66	3	2	5	99	100	4	1	-13	25	21	4	6	0	30	32	5	1	-4	44	42	
2	6	2	82	82	3	6	-4	35	37	3	2	4	112	113	4	1	-14	57	57	4	6	1	53	53	5	1	-3	25	24	
2	6	3	80	80	3	6	-5	104	109	3	2	3	96	94	4	1	-15	56	54	4	6	2	28	29	5	1	-2	43	46	
2	6	4	48	48	3	6	-6	52	55	3	2	2	105	103	4	1	-16	32	31	4	6	3	36	36	5	1	-1	33	33	
2	6	5	64	64	3	6	-7	58	58	3	2	1	88	82	4	1	-17	69	64	4	6	5	25	25	5	1	0	46	45	
2	6	6	51	51	3	6	-8	39	39	3	2	0	84	85	4	1	-18	27	30	4	6	7	41	40	5	1	1	48	46	
2	6	7	65	68	3	6	-9	18	17	3	2	-1	115	112	4	1	-19	73	70	4	6	8	22	21	5	1	2	30	29	
2	6	8	30	30	3	6	-10	44	46	3	2	-2	105	97	4	1	-20	59	59	4	6	9	31	31	5	1	3	29	28	
2	6	9	51	54	3	6	-11	73	72	3	2	-3	133	128	4	1	-21	21	21	4	6	10	21	22	5	1	4	25	25	
2	6	10	49	47	3	6	-12	38	40	3	2	-4	49	51	4	1	-22	64	61	4	6	11	27	28	5	1	5	30	31	
2	6	11	31	31	3	6	-13	49	50	3	2	-5	119	126	4	1	-23	38	38	4	6	12	37	38	5	1	6	25	23	
2	6	12	77	77	3	6	-14	20	14	3	2	-6	132	132	4	1	-24	25	22	4	6	13	47	47	5	1	7	20	19	
2	6	13	30	30	3	6	-15	48	42	3	2	-7	194	198	4	1	-25	95	98	4	6	14	49	47	5	1	8	25	27	
2	6	14	9	10	21	3	6	-16	59	59	3	2	-8	148	151	4	1	-26	53	54	4	6	15	47	47	5	1	9	34	34
2	6	15	53	55	3	6	-17	41	40	3	2	-9	114	118	4	1	-27	62	62	4	6	16	60	60	5	1	10	23	18	
2	6	16	50	50	3	6	-18	78	78	3	2	-10	95	99	4	1	-28	49	49	4	6	17	67	67	5	1	11	30	28	
2	6	17	5	42	43	3	6	-19	57	59	3	2	-11	38	35	4	1	-29	53	56	4	6	18	50	50	5	1	12	28	32
2	6	18	60	60	3	6	-20	72	72	3	2	-12	19	24	4	1	-30	74	72	4	6	19	64	64	5	1	13	29	29	
2	6	19	58	58	3	6	-21	50	48	3	2	-13	80	82	4	1	-31	80	82	4	6	20	71	71	5	1	14	31	29	
2	6	20	147	148	3	6	-22	36	36	3	2	-14	61	62	4	1	-32	87	87	4	6	21	80	80	5	1	15	34	34	
2	6	21	93	93	3	6	-23	58	56	3	2	-15	76	74	4	1	-33	94	93	4	6	22	89	89	5	1	16	36	36	
2	6	22	0	29	30	3	6	-24	47	48	3	1	-17	73	71	4	1	-34	98	98	4	6	23	93	93	5	1	17	38	38
2	6	23	-1	61	60	3	6	-25	64	63	3	1	-18	72	70	4	1	-35	105	105	4	6	24	99	99	5	1	18	40	40
2	6	24	-2	73	74	3	6	-26	118	118	3	1	-19	54	56	4	1	-36	110	114	4	6	25	106	106	5	1	19	42	42
2	6	25	-3	81	82	3	6	-27	154	162	3	1	-20	28	26	4	1	-37	114	114	4	6	26	111	111	5	1	20	44	44
2	6	26	-4	47	52	3	6	0	61	63	3	1	-21	38	31	4	1	-38	114	114	4	6	27	114	114	5	1	21	46	46
2	6	27	-5	43	44	3	6	1	24	28	3	1	-22	57	59	4	1	-39	114	114	4	6	28	114	114	5	1	22	48	48
2	6	28	-6	99	101	3	6	2	55	56	3	1	-23	96	103	4	1	-40	114	114	4	6	29	114	114	5	1	23	50	50
2	6	29	-7	31	33	3	6	3	49	51	3	1	-24	68	71	4	1	-41	114	114	4	6	30	114	114	5	1	24	52	53
2	6	30	-8	54	55	3	6	4	59	51	3	1	-25	29	31	4	1	-42	114	114	4	6	31	114	114	5	1	25	54	55
2	6	31	-9	54	55	3	6	5	68	59	3	1	-26	77	77	4	1	-43	114	114	4	6	32	114	114	5	1	26	56	57
2	6	32	-10	23	26	3	6	6	67	70	3	1	-27	98	100	4	1	-44	114	114	4	6	33	114	114	5	1	27	58	59
2	6	33	-11	73	74	3	6	7	79	79	3	1	-28	100	100	4	1	-45	114	114	4	6	34	114	114	5	1	28	60	60
2	6	34	-12	58	58	3	6	8	90	79	3	1	-29	34	37	4	1	-46	114	114	4	6	35	114	114	5	1	29	62	61
2	6	35	-10	52	55	3	6	10	38	37	3	1	-30	94	94	4	1	-47	114	114	4	6	36	114	114	5	1	30	64	64
2	6	36	-9	58	52	3	6	11	35	35	3	1	-31	95	94	4	1	-48	114	114	4	6	37	114	114	5	1	31	66	66
2	6	37	-8	47	47	3	6	12	20	17	3	1	-32	132	133	4	1	-49	114	114	4	6	38	114	114	5	1	32	68	68
2	6	38	-7	44	42	3	6	13	17	17	3	1	-33	170	172	4	1	-50	114	114	4	6	39	114	114	5	1	33	70	70
2	6	39	-6	43	44	3	6	14	24	20	3	1	0	124	124	4	1	-51	114	114	4	6	40	114	114	5	1	34	72	72
2	6	40	-4	29	29	3	6	15	30	33	3	1	1	81	90	4	1	-52	114	114	4	6								

Table 1. Continued.

0	7	15	41	41	1	6	-19	46	41	2	10	-12	26	28	3	3	-18	89	87	4	9	-7	63	63	6	2	-13	47	44	
0	7	14	60	61	1	5	-20	21	16	2	10	-11	24	15	3	3	-17	23	13	4	9	-8	39	30	6	2	-10	36	30	
0	7	13	35	35	1	5	-18	52	50	2	10	-9	33	37	3	3	15	35	42	4	9	-10	32	26	6	3	10	27	25	
0	8	12	49	21	1	5	-17	35	34	2	10	-8	32	27	3	3	17	27	25	4	10	-6	32	30	6	3	10	24	13	
0	8	13	20	20	1	5	-16	29	30	2	10	-7	28	26	3	2	19	24	27	4	10	-5	32	24	6	3	5	20	11	
0	8	14	26	28	1	5	16	53	53	2	10	-5	69	67	3	2	18	29	25	5	9	-6	34	29	6	3	-8	65	61	
0	8	16	50	46	1	5	17	30	29	2	10	-4	77	74	3	2	17	33	30	5	9	-5	49	44	6	3	-9	32	33	
0	9	15	35	27	1	4	-20	34	33	2	10	-3	67	63	3	2	15	26	27	5	9	2	37	30	6	3	-10	25	20	
0	9	12	41	35	1	4	-17	35	34	2	10	-2	48	43	3	2	-17	50	50	5	9	3	33	28	6	3	-11	62	58	
0	9	13	24	28	1	4	-18	33	32	2	10	0	26	21	3	2	-18	42	48	5	8	7	24	24	6	3	-13	27	18	
0	9	9	35	37	1	4	-19	21	21	2	10	1	42	45	3	2	-19	37	32	5	8	5	26	17	6	3	-14	33	25	
0	10	2	19	18	1	4	-20	25	32	2	10	2	40	40	3	2	-20	51	49	5	8	8	27	27	6	3	-15	26	31	
0	10	3	52	54	1	4	-21	41	41	2	10	3	31	34	3	2	-21	41	41	5	8	3	26	24	6	4	-13	24	24	
0	10	5	22	23	1	3	-21	40	44	2	10	5	25	29	3	1	-21	26	22	5	8	2	25	21	6	4	-8	25	17	
0	10	7	28	26	1	3	-18	53	53	2	10	6	31	26	3	1	-20	38	37	5	8	1	61	59	6	4	2	35	35	
0	10	9	38	38	1	3	17	24	13	2	10	7	43	40	3	1	-19	22	25	5	8	0	41	40	6	4	5	26	23	
0	10	10	28	29	1	3	18	47	47	2	10	8	39	39	3	1	-17	43	37	5	8	-1	42	39	6	4	6	28	24	
0	10	11	23	28	1	3	19	40	41	2	10	10	32	29	3	1	18	24	26	5	8	-4	36	36	6	4	7	22	15	
0	11	9	46	43	1	3	20	31	31	2	11	7	23	27	3	0	18	53	53	5	8	-5	25	21	6	5	8	23	22	
0	11	8	43	42	1	3	21	34	37	2	11	6	29	22	3	0	16	44	19	5	8	-8	27	27	6	5	7	24	17	
0	11	7	23	25	2	2	19	23	19	2	11	4	45	32	3	0	-18	70	63	5	8	0	33	25	6	5	5	25	11	
0	11	6	24	20	1	2	18	22	21	2	11	1	27	23	3	0	-20	49	43	5	8	-10	25	25	6	5	3	22	10	
0	11	4	48	49	1	2	-18	25	17	2	11	-2	22	24	4	0	-20	49	45	5	8	-11	49	41	6	5	-1	46	43	
0	11	3	29	38	1	2	-19	45	47	2	11	-7	21	8	4	0	14	44	44	5	7	-13	37	36	6	5	-2	26	31	
0	11	2	21	25	2	2	-20	25	25	2	11	-6	29	23	4	1	14	21	15	5	7	-12	69	66	6	5	-3	29	22	
0	11	0	31	28	1	2	-21	47	44	3	11	-5	27	21	4	1	-16	60	57	5	7	-11	35	37	6	5	-6	22	20	
0	12	0	37	35	1	1	-22	22	24	3	11	-3	27	19	4	1	-17	72	72	5	7	-9	21	24	6	5	-7	39	37	
0	12	3	32	29	1	1	-21	36	34	2	11	-2	24	26	4	1	-18	25	21	5	7	-8	24	18	6	5	-9	30	28	
0	12	4	34	31	1	1	-19	42	44	3	11	-1	30	28	4	1	-19	42	42	5	7	-6	26	25	6	5	-10	42	49	
1	12	1	29	23	1	1	19	23	21	3	11	0	29	27	4	1	-20	32	35	5	7	-4	44	41	6	5	-11	25	25	
1	12	-1	32	26	1	0	20	21	18	3	11	1	29	24	4	2	-19	38	36	5	7	-3	24	19	6	5	-12	22	11	
1	12	-2	44	40	1	0	18	75	77	3	11	4	28	14	4	2	-18	58	54	5	7	-1	23	61	6	5	-13	34	30	
1	12	-3	66	57	1	0	17	86	83	3	11	4	33	27	4	2	-17	44	45	5	7	0	24	28	6	5	-14	45	42	
1	11	-9	24	18	2	0	-20	28	25	3	10	5	25	31	4	2	-16	115	110	5	7	2	20	25	6	6	0	-11	32	32
1	11	-8	47	45	2	0	-18	104	104	3	10	3	25	27	4	2	17	21	2	5	7	3	30	23	6	6	0	-10	27	21
1	11	-5	40	38	2	0	18	81	78	3	10	0	50	54	4	3	16	23	26	5	7	4	30	23	6	6	0	-8	29	30
1	11	5	34	23	2	0	17	35	37	3	10	-1	38	38	4	3	14	20	19	5	7	5	39	35	6	6	5	-12	45	42
1	11	-2	31	28	2	1	18	48	51	3	10	-2	45	42	4	3	-15	33	34	5	7	9	23	24	6	6	0	-1	30	20
1	11	0	21	22	2	1	17	48	48	3	10	-4	34	35	4	3	-16	53	54	5	6	6	27	25	6	6	0	0	34	32
1	11	2	51	52	2	1	-18	53	52	3	10	-5	30	27	4	3	-17	46	27	5	6	-9	46	41	6	6	0	-2	26	21
1	11	5	34	34	2	1	-19	42	44	3	10	-6	29	24	4	3	-18	42	42	5	6	-8	40	40	6	6	1	-4	29	24
1	11	6	65	62	2	1	-21	32	34	3	10	-8	22	19	4	3	-19	28	19	5	6	-11	21	20	6	7	4	23	13	
1	11	7	53	46	2	2	-21	57	58	3	9	-13	51	45	4	4	-19	71	62	5	5	-16	42	41	6	7	2	23	26	
1	11	8	30	26	2	2	-19	53	47	3	9	-12	55	34	4	4	-18	63	62	5	5	-15	58	53	6	7	4	25	27	
1	11	9	25	21	2	2	-18	35	40	3	9	-11	48	47	4	4	-17	48	48	5	5	-14	38	42	6	7	8	31	33	
1	10	12	28	24	2	2	17	33	36	3	9	-10	34	38	4	4	-15	56	53	5	5	-12	29	22	6	7	9	47	42	
1	10	10	28	20	2	2	19	26	21	3	9	-9	43	46	4	4	12	56	58	5	5	10	23	18	6	7	-10	51	44	
1	10	9	27	19	2	3	19	27	21	3	9	-8	59	58	4	4	13	35	33	5	5	10	36	40	6	7	0	-1	34	31
1	10	5	25	21	2	3	17	35	34	3	9	-4	74	68	4	5	11	20	19	5	4	9	26	21	6	8	1	26	21	
1	10	3	20	10	2	3	-18	30	23	3	9	-3	82	82	4	5	11	39	41	5	4	8	40	35	7	6	0	0	23	6
1	10	2	34	33	2	3	-20	66	64	3	9	-2	53	49	4	5	10	27	34	5	4	-12	32	31	7	6	0	-2	22	16
1	10	1	76	73	2	3	-21	57	58	3	9	-1	60	56	4	5	-13	61	60	5	4	-14	46	44	7	5	0	0	25	22
1	10	-1	31	36	2	3	17	35	36	3	9	0	49	44	4	5	10	27	34	5	4	-13	31	31	7	5	0	0	25	22
1	10	-3	31	35	2	4	-19	47	46	3	9	1	26	28	4	5	-16	26	24	5	4	-16	29	29	7	5	1	35	36	
1	10	-5	38	36	2	4	-18	36	35	3	9	2	23	23	4	5	-17	31	21	5	4	-17	53	49	7	5	3	24	21	
1	10	-6	77	72	2	4	-17	20	20	3	9	3	32	33	4	6	-15	22	22	5	3	-17	37	32	7	4	3	24	18	
1	10	-7	79	79	2	4	18	27	28	3	9	5	45	43	4	6	-14	33	33	5	3	-16	32	34	7	4	4	24	18	
1	10	-11	39	40	2	5	25	30	25	3	9	6	28	20	4	6	-13	40	42	5	3	-15	32	35	7	4	1	27	25	
1	10	-12	26	23	2	5	-16	31	36	3	9	8	22	17	4	6	-12	22	25	5	3	-14	25	28	7	4	0	22	14	
1	9	-15	22	26	2	5	-17	45	45	3	9	9	25	29	4	6	9	45	41	5	3	-13	27	28	7	4	-5	22	5	
1	9	-13	27	29	2	5	-1																							

Table 2. Fractional atomic coordinates and thermal parameters with estimated standard deviations for non-hydrogen atoms ($\times 10^5$). The temperature factor is given by $\exp - (B_{11}h^2 + B_{22}k^2 + B_{33}l^2 + B_{12}hk + B_{13}hl + B_{23}kl)$.

Atom	<i>x</i>	<i>y</i>	<i>z</i>	B_{11}	B_{22}	B_{33}	B_{12}	B_{13}	B_{23}
Cl ⁻	0	13188	97	5641	1094	305	2005	639	77
	0	7	0	29	8	2	31	13	9
O1	82763	72243	27806	4247	914	280	-1141	926	-161
	33	19	10	75	24	7	71	37	22
O2	93919	44484	15655	3666	963	328	-370	1344	-140
	32	19	10	67	24	7	70	37	22
O3	36222	3232	32136	4712	946	278	-1519	1440	-312
	34	19	11	81	26	8	75	42	23
N	23581	20284	64188	3189	1106	220	280	634	64
	38	23	12	77	30	8	81	38	25
C1	41390	35160	38085	2191	962	180	97	378	-33
	40	24	12	73	30	8	83	38	27
C2	53410	52300	36735	2604	820	209	34	497	-115
	40	24	13	81	29	8	81	41	26
C3	71049	55259	29350	2413	703	218	-331	364	3
	39	23	13	78	27	8	78	41	26
C4	76651	40735	22934	2264	831	196	-92	477	7
	38	24	13	78	30	8	78	40	25
C5	64675	23461	24049	2984	838	246	-340	695	-190
	43	25	14	87	30	8	85	43	27
C6	47238	20717	31629	2541	796	222	-577	422	-99
	41	25	13	81	29	8	83	41	26
C7	23435	32386	46569	2203	974	224	-42	600	57
	39	25	13	77	31	8	81	40	27
C8	41203	24703	56002	2189	1257	220	-116	355	-67
	40	27	14	78	35	8	89	40	29

Table 3. Fractional atomic coordinates ($\times 10^4$) and isotropic thermal parameters with estimated standard deviations for hydrogen atoms.

Atom	<i>x</i>	<i>y</i>	<i>z</i>	<i>B</i>
HO1	8570	7689	3307	3.89
	59	38	22	0.61
HO2	9637	3587	1246	2.41
	51	31	19	0.49
HO3	2812	213	3689	3.53
	54	37	20	0.57
H1N	1462	2959	6588	2.64
	51	35	20	0.49
H2N	3433	1743	6999	3.17
	57	34	21	0.54
H3N	1125	1120	6149	3.22
	52	35	21	0.55
HC2	4767	6266	4056	2.60
	49	32	20	0.50
HC5	6818	1349	1942	1.64
	47	29	16	0.41
H1C7	748	2458	4457	0.97
	37	26	14	0.38
H2C7	1512	4476	4792	1.74
	44	30	17	0.41
H1C8	5447	3394	5841	4.12
	58	36	23	0.64
H2C8	5043	1288	5447	2.56
	52	33	18	0.49

Table 4. R.m.s. amplitudes of vibration $(\overline{u^2})^{1/2}$ (Å) and B values (Å²) along the principal axes of vibration given by the components of a unit vector e in fractional coordinates ($\times 10^3$).

Atom	$(\overline{u^2})^{1/2}$	B	e_x	e_y	e_z
Cl ⁻	0.269	5.70	194	52	11
	0.159	2.00	17	38	74
O1	0.147	1.70	-77	123	18
	0.234	4.32	191	-44	28
	0.144	1.64	57	130	18
O2	0.138	1.51	64	16	-69
	0.228	4.10	179	-22	46
	0.158	1.97	38	136	2
O3	0.121	1.16	-102	12	61
	0.258	5.27	180	-45	39
	0.144	1.64	-51	59	64
N	0.141	1.57	96	117	-17
	0.197	3.07	195	37	28
	0.169	2.26	57	-133	5
C1	0.126	1.25	50	6	-72
	0.162	2.08	164	84	18
	0.159	1.99	120	-109	22
C2	0.117	1.09	-50	13	71
	0.177	2.46	201	-6	31
	0.151	1.80	30	129	-25
C3	0.120	1.14	-51	51	66
	0.170	2.29	199	-36	23
	0.137	1.48	16	102	52
C4	0.129	1.32	64	86	-52
	0.166	2.18	197	-17	34
	0.148	1.73	20	137	9
C5	0.119	1.11	70	9	-68
	0.195	3.00	187	-37	37
	0.150	1.77	82	119	-21
C6	0.124	1.21	-49	60	64
	0.180	2.57	184	-59	26
	0.137	1.48	99	118	-12
C7	0.131	1.37	-22	41	71
	0.170	2.28	181	18	46
	0.161	2.05	-36	136	1
C8	0.118	1.10	100	16	-62
	0.183	2.65	32	-136	10
	0.160	2.03	199	25	29
	0.132	1.37	-58	10	70

The Patterson function was calculated and the y parameter of the chlorine ion readily obtained. The x and z parameters were arbitrarily chosen to be zero. A weighted Fourier synthesis¹¹ contained an extra two-fold axis of symmetry; the pattern of a benzene ring with four attached atoms could be recognized, however, and a Fourier map based on the positions of these atoms revealed the locations of the remaining non-hydrogen atoms. The R -factor at this stage was 0.20; a few cycles least-squares calculation and inclusion of the hydrogen atoms bonded to carbon in calculated positions gave an R -factor of 0.14. Further refinements after introduction of anisotropic thermal param-

eters lowered R to 0.055. A difference Fourier map revealed the positions of the remaining hydrogen atoms, and after correction for secondary extinction effects the final refinement of all parameters yielded an R -value of 0.042 for all observed reflections. The weighted R was 0.036. A total difference Fourier map showed no electron density larger than $0.4 \text{ e}\text{\AA}^{-3}$.

A comparison of observed and calculated structure factors is given in Table 1. Final parameters for non-hydrogen atoms are listed in Table 2 and for hydrogen atoms in Table 3.

Magnitudes and directions of the principal axes of the vibrational ellipsoids are given in Table 4. The r.m.s. discrepancy between the atomic vibration tensor components obtained in the structure determination and those calculated from a rigid-body analysis of the cation was 0.0019 \AA^2 . The low value indicates that the molecule may be regarded as a rigid unit, and the atomic coordinates were accordingly adjusted. The translational r.m.s. amplitudes of vibration are 0.15, 0.14, and 0.12 \AA along the principal axes, and the r.m.s. librational amplitudes 4.8° , 2.0° , and 1.1° . The major axis of libration coincides with the axis of the lowest moment of inertia in the ion.

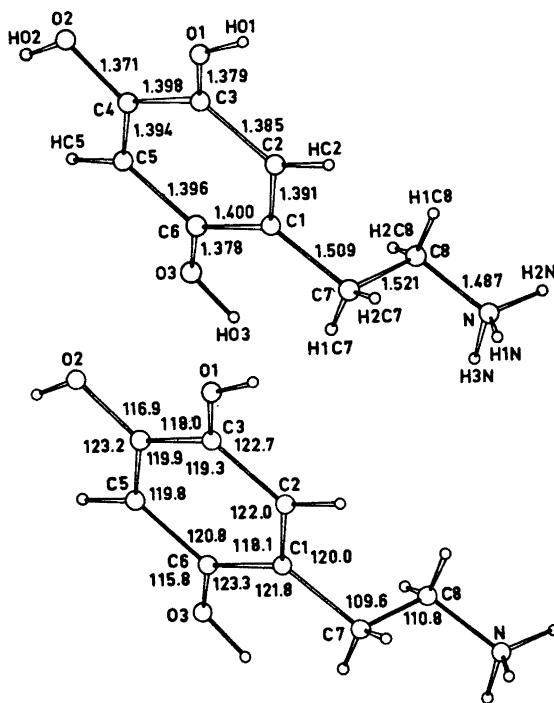


Fig. 1. Bond lengths (\AA) (corrected for thermal vibration effects) and angles in the cation of 6-hydroxydopamine hydrochloride.

DISCUSSION

Bond lengths and angles are presented in Table 5 and also in Fig. 1, where the numbering of the atoms is indicated. The estimated standard deviations listed are calculated from the correlation matrix ignoring standard deviations in cell parameters.

Table 5. Bond lengths (Å) and bond angles (°). Estimated standard deviations (in parentheses) apply to the least significant digits.

Bond length		Corrected	Bond angle	
C1-C2	1.388(3)	1.391	C1-C2-C3	122.0(2)
C2-C3	1.384(2)	1.385	C2-C3-C4	119.3(2)
C3-C4	1.394(2)	1.398	C3-C4-C5	119.9(2)
C4-C5	1.391(3)	1.394	C4-C5-C6	119.8(2)
C5-C6	1.395(2)	1.396		
C6-C1	1.396(2)	1.400	C5-C6-C1	120.8(2)
C1-C7	1.507(2)	1.509	C6-C1-C2	118.1(2)
C7-C8	1.517(3)	1.521	C2-C3-O1	122.7(2)
C8-N	1.486(2)	1.487	C4-C3-O1	118.0(2)
C3-O1	1.377(2)	1.379	C3-C4-O2	116.9(2)
C4-O2	1.371(2)	1.371	C5-C4-O2	123.2(2)
C6-O3	1.376(2)	1.378	C5-C6-O3	115.8(2)
C2-HC2	0.96(2)		C1-C6-O3	123.3(2)
C5-HC5	0.97(2)		C2-C1-C7	120.0(2)
C7-H1C7	0.96(2)		C6-C1-C7	121.8(2)
C7-H2C7	1.01(2)		C1-C7-C8	109.6(2)
C8-H1C8	0.95(3)		C7-C8-N	110.8(2)
C8-H2C8	1.00(2)			
O1-HO1	0.77(3)		C3-O1-HO1	107(2)
O2-HO2	0.77(2)		O4-O2-HO2	112(2)
O3-HO3	0.78(3)		C6-O3-HO3	112(2)
N-H1N	0.84(3)		C8-N-H1N	112(2)
N-H2N	0.89(3)		C8-N-H2N	110(2)
N-H3N	0.92(3)		C8-N-H3N	106(2)
Hydrogen bond lengths			Other short contacts	
O1-Cl (1+x, 1-y, ½+z)	3.120		Cl-H1C7(x, -y, -½+z)	2.860
O2-Cl (1+x, y, z)	3.087		Cl-C8(x, -y, -½+z)	3.412
O3-Cl(x, -y, ½+z)	3.324		O1-H2N(x, 1-y, -½+z)	2.534
N-O1(-1+x, 1-y, ½+z)	2.870		O2-H1C8(x, 1-y, -½+z)	2.544
N-O2(-1+x, 1-y, ½+z)	2.938		Distance between benzene planes	3.43
N-O3(x, -y, ½+z)	2.905			
N-Cl(x, -y, ½+z)	3.167			

The C1-C7 bond length corresponds to the normal value for a single bond between sp^2 and sp^3 hybridized carbon atoms. The C7-C8 bond of 1.521 Å is slightly shorter than the aliphatic carbon-carbon single bond. This, however, is also found for the corresponding bond in 5-hydroxydopamine hydrochloride.¹² The C-NH₃⁺ bond length has the value of 1.487 Å, which is given as the average value for α -aminoacids by Marsh and Donohue.¹³ The valence angles in the side chain are tetrahedral, and the dihedral angle C1-C7-C8-N is 175.1°.

The hydroxyhydroquinone part of the molecule is nearly planar. The carbon atoms in the benzene ring deviate less than 0.006 Å from a least-squares plane defined by these atoms, whereas the oxygen atoms are situated 0.026 Å(O1), 0.009 Å(O2) and 0.010 Å(O3), and C7 0.058 Å out of this plane. None of the carbon-carbon bond lengths in the benzene ring deviates significantly from the normal value, and the mean C–O value of 1.375 Å agrees well with that usually found in phenols. The distortions of the external angles from 120° at the C3, C4, and C6 atoms are analogous to what has been observed in other phenols where the oxygen atoms are hydrogen donors in an arrangement roughly coplanar with the benzene ring. The larger external angles are *cis* to the hydrogen atoms.

The angle between the plane of the benzene ring and the one defined by C1–C7–C8 is 84.9°. As the dihedral angle about the C7–C8 bond deviates by 5° from 180°, the plane through C1, C7, and N forms an angle of about 80° with the benzene plane.

The arrangement of the ions is shown in Fig. 2. There are a few van der Waals contacts as listed in Table 5; the crystal structure is, however, stabilized mainly by interionic hydrogen bonds.

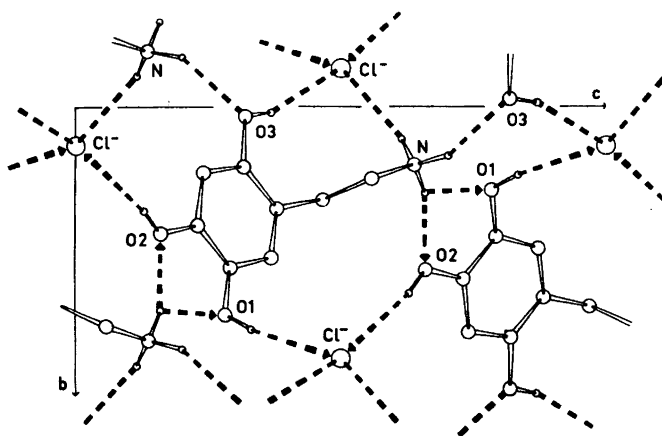


Fig. 2. The crystal structure as seen down the *a*-axis.

The phenol oxygen atoms act as hydrogen donors in hydrogen bonds to chlorine ions with lengths 3.120 Å, 3.087 Å, and 3.324 Å, respectively. The O–H···Cl⁻ arrangements are nearly linear, the angles being larger than 160°. The H–Cl⁻ separations are in the range 2.33 to 2.58 Å. The three oxygen atoms are acceptors in hydrogen bonds from nitrogen atoms in neighbouring ions. The N–H···O3 bond is normal, 2.905 Å. O1 and O2 are both close to the same hydrogen atom, the separations being 2.33 Å and 2.12 Å. This might possibly be an asymmetric bifurcated hydrogen bond with N–O distances of 2.870 Å(O1) and 2.938 Å(O2). The N–H···O angles are 122° and 163°, respectively, and the combination of a shorter H–O distance and a more linear N–N···O arrangement indicates the N–H···O2 to be the stronger

of the two hydrogen bonds. The third of the hydrogen atoms attached to nitrogen is engaged in a hydrogen bond of 3.167 Å to the chlorine ion; the H3N - Cl distance is 2.33 Å.

In the three-dimensional network of hydrogen bonds each organic ion is bonded to four other 6-hydroxydopamine ions and three chlorine ions. Each of the chlorine ions is coordinated to three organic ions by four hydrogen bonds. Two of these are thus directed to the same organic ion (to O3 and N), and the chlorine ion is also situated fairly close to H1C7 and C8.

REFERENCES

1. Senoh, S., Witkop, B., Creveling, C. R. and Udenfriend, S. *J. Am. Chem. Soc.* **81** (1959) 1768.
2. Malmfors, T. and Sachs, C. *Eur. J. Pharmacol.* **3** (1968) 89.
3. Ong, H. H., Creveling, C. R. and Daly, J. W. *J. Med. Chem.* **12** (1969) 458.
4. Bloom, F. E., Algeri, S., Groppetti, A., Revuelta, A. and Costa, E. *Science* **166** (1969) 1284.
5. Calne, D. B. and Sandler, M. *Nature* **226** (1970) 21.
6. Nicolaus, R. A. *Chem. Nat. Prod.* **6**, Hermann, Paris 1968.
7. Senoh, S. and Witkop, B. *J. Am. Chem. Soc.* **81** (1959) 6231.
8. Dahl, T., Gram, F., Groth, P., Klewe, B. and Rømming, C. *Acta Chem. Scand.* **24** (1970) 2232.
9. Hanson, H. P., Herman, F., Lea, J. D. and Skillman, S. *Acta Cryst.* **17** (1964) 1040.
10. Stewart, R. F., Davidson, E. R. and Simpson, W. T. *J. Chem. Phys.* **42** (1965) 3175.
11. Sim, G. A. *Computing Methods and the Phase Problem in X-Ray Crystal Analysis*, Pergamon, Oxford 1961, p. 227.
12. Andersen, A. M., Mostad, A. and Rømming, C. *Acta Chem. Scand.* *To be published.*
13. March, R. E. and Donohue, J. *Advan. Protein Chem.* **22** (1967) 235.

Received May 3, 1971.